



DSL-6000 SERIES

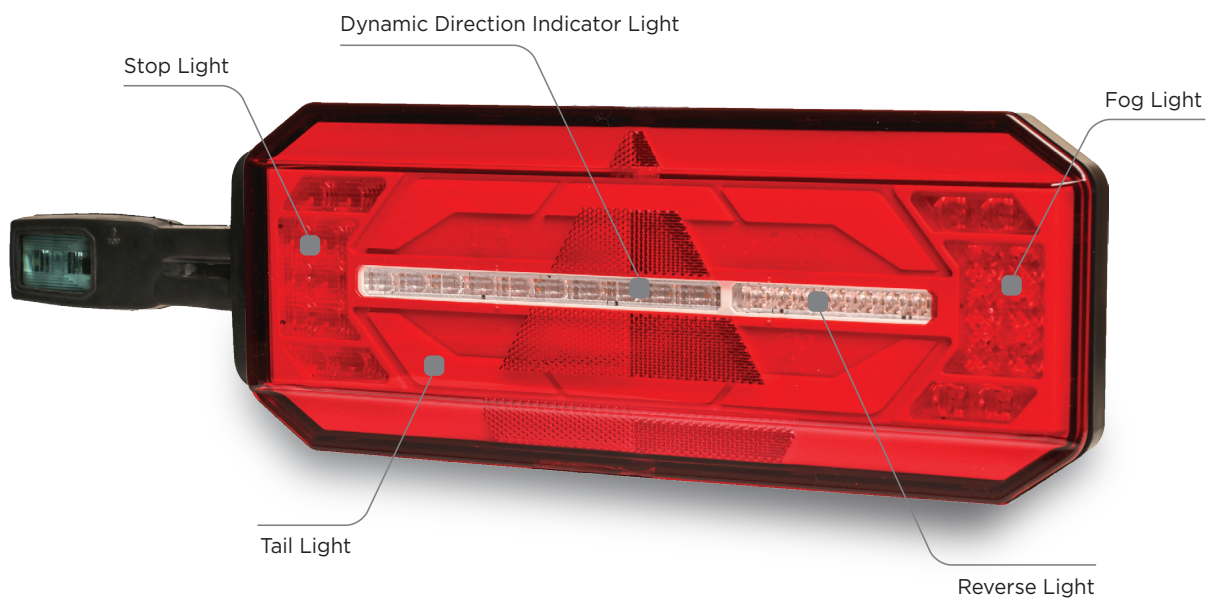
NEW LED REAR LAMP




PRODUCT BENEFITS

- Attractive EU design with Dynamic Direction Indicator
- Multivoltage 10-30V
- Robust design with lens fixed to the housing
- Impact resistant lens made of Polycarbonate
- Flexible modular solution that can easily be expanded to more features
- Increased visibility due to large illuminated surface of the tail function
- Tail light that stands out due to Glowing Body technology
- IP67 Protection
- Integrated Control Unit for Side Marker & Direction Indicator signal through 2-pin AMP superseal outputs
- LED End Outline Marker lamp can be connected easily by just sliding it into fixed connector position
- Optional up to 4x 2-pin connections on the rear side of the lamp for additional lighting components

FUNCTIONS LAYOUT




REAR SIDE CONFIGURATION



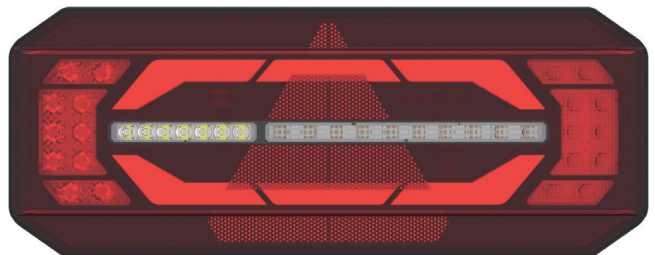
- 4x 2-pin AMP superseal connectors for additional lighting:
- LED Sidemarkers with flashing signal from PCB
 - LED End Outline Marker Lamp
 - LED Work/Reverse Lamp
 - LED License Plate Lamp

Black or Grey Bezel


Series DSL-6000TR




Series DSL-6000TRB



Series DSL-6000



Series DSL-6000B



Number Plate Availability

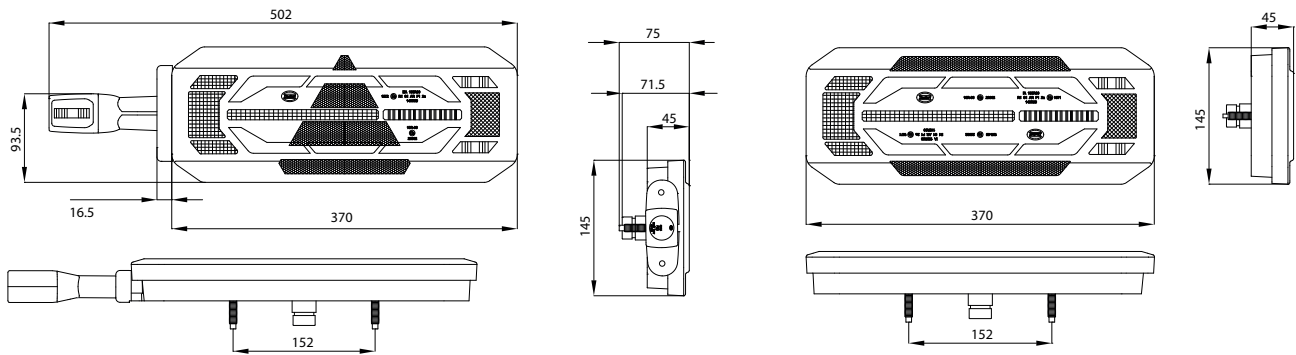


TECHNICAL SPECIFICATIONS

TECHNICAL DATA

Operating Voltage		10 V - 30 V						
Reverse Polarity Protection		Yes						
Light Function & Max. Consumption	Direction Indicator Light	3.6 W						
	Tail Light	3.2 W						
	Stop Light	3.2 W						
	Fog Light	3.2 W						
	Reverse Light	1.6 W						
Temperature Range		- 40°C to + 60°C						
Type of Mounting		Fastening Bolts - M8						
Material	Lens	PC (Red + Clear)						
	Housing	ABS + PC (Black)						
Type of Protection		IP67						
Approvals	ECE	R150	R150	R148	R148	R148	R148	R148
		IIIA	IA	AR	F1	S1	R1	2a
	02	02	00	00	02	02	01	
	EMC	R10-06						
Type of Connection	Standard Versions	7-pin AMP Connector or Cable Output						
	Additional Connection Options	4 x 2-pin AMP Superseal Connectors						

DIMENSIONAL DRAWING





CODES SERIES DSL-6000 OVERVIEW

Variants Ref. No.	Truck	Trailer	Left	Right	Cable	7-pin AMP	4x2-pin AMP superseal	Number Plate Lamp	Black Version	Load Module for Direction Indicator	Led End Outline Marker Lamp
DSL-6000	•			•	•					Add M to Ref. No.	—
DSL-6001	•		•		•						
DSL-6002	•			•		•					
DSL-6003	•		•			•					
DSL-6004	•			•		•	•				
DSL-6005	•		•			•	•				
DSL-6005PL	•		•			•	•	•			
DSL-6000B	•			•	•				•		
DSL-6001B	•		•		•				•		
DSL-6002B	•			•		•			•		
DSL-6003B	•		•			•			•		
DSL-6004B	•			•		•	•		•		
DSL-6005B	•		•			•	•		•		
DSL-6005BPL	•		•			•	•	•	•		
DSL-6000TR		•		•	•						
DSL-6001TR		•	•		•						
DSL-6002TR		•		•		•					
DSL-6003TR		•	•			•					
DSL-6004TR		•		•		•	•				
DSL-6005TR		•	•			•	•				
DSL-6000TRB		•		•	•				•		
DSL-6001TRB		•	•		•				•		
DSL-6002TRB		•		•		•			•		
DSL-6003TRB		•	•			•			•		
DSL-6004TRB		•		•		•	•		•		
DSL-6005TRB		•	•			•	•		•		

For DSL-620 add to Ref. code .620/12 for 12V or .620/24 for 24V

For DSL-622 add to Ref. code .622/12 for 12V or .622/24 for 24V